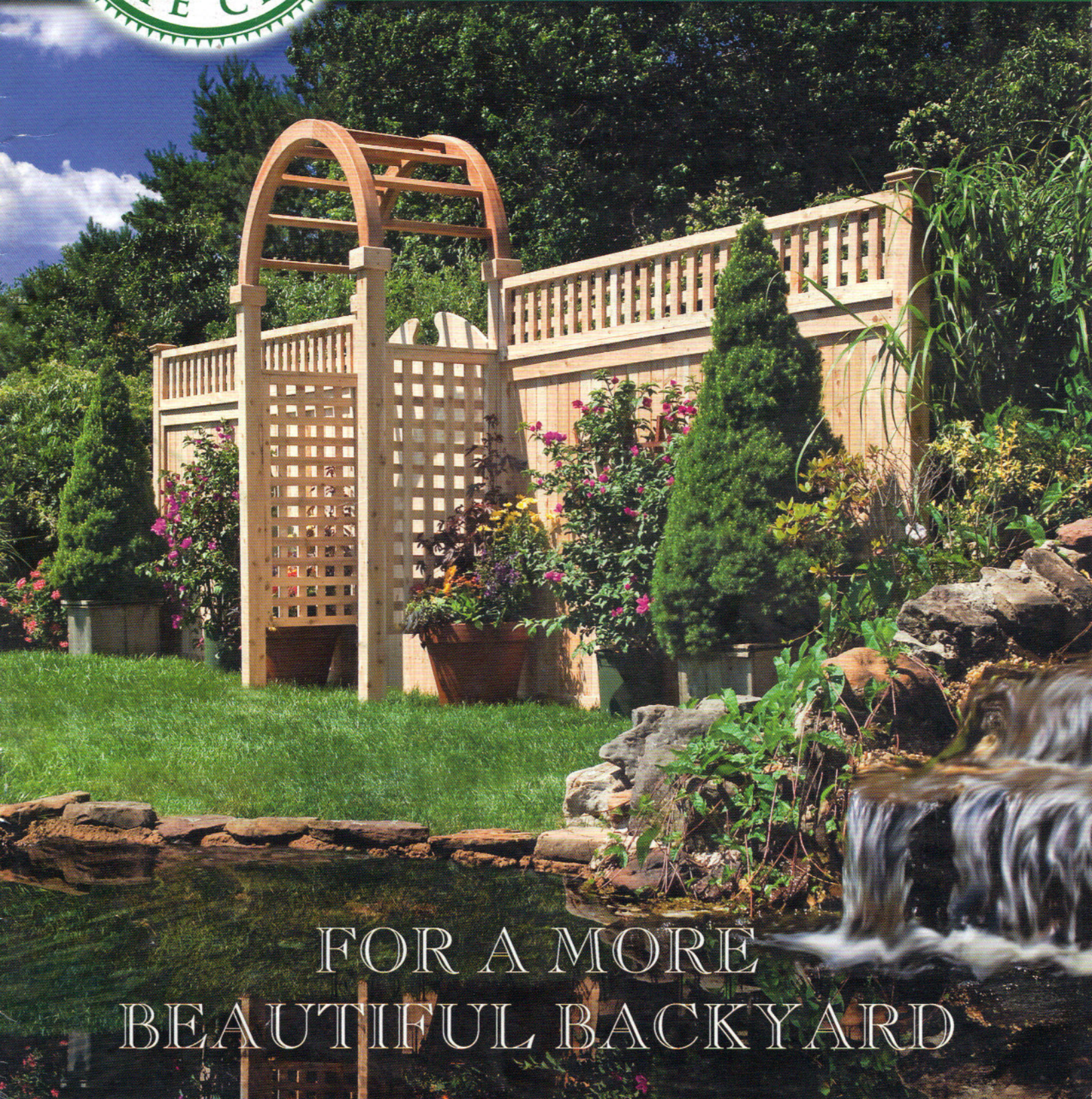



# CUSTOM CEDAR WOOD FENCING




FOR A MORE  
BEAUTIFUL BACKYARD


# TONGUE & GROOVE




**300** Framed or Add Topper




**300** T&G Base  
with 215-1 Topper




**300** T&G Base  
with SQL18 Topper




**300** T&G Base  
with 400S-1 Topper



**400** One Piece Diamond



**400WO** One Piece  
without Diamonds



**400H** One Piece Heart

## TONGUE & GROOVE

*The perfect "good neighbor" fence. Available in heights ranging from 3' to 8' high. The Tongue & Groove line may be customized with many of our available options including fascia boards, custom edging and toppers. (See pg. 7)*


### Custom Section Cap Options




DADO SIDE VIEW

# CLASSIC VICTORIAN PICKET


WESTERN RED CEDAR 2" X 2" PICKETS




**700** Straight




**703** 3-Rail Staggered




**702** 2-Rail Staggered



**705** Top Rail



**706** Step Down




**707** Scalloped


# LATTICE FENCE

## LATTICE FENCE


*Eastern White Cedar Lattice Fence is the perfect landscape accent. Carefully created with an old world charm and 1" x 2" eastern white cedar boards. Like all of our cedar panels, these panels are hand crafted at our facility.*




**SQL4** Square Lattice 4"




**215** Diagonal Lattice



**SQL** Square Lattice




Lattice w/Fascia Top and Bottom




**215SCA** Scallop Lattice


# SOLID PANELS




120




111




420



390



600




501



503



200



990




502


## SOLID PANELS

*Eastern White Cedar Solid Panels are available in heights ranging from 3' to 8' high. Privacy, security and longevity are key components of any style you choose. These exceptional fences will enable you to express your individuality and provide an attractive addition to your home.*


# SOLID PANELS



**502H**



**121**




**300**


# SOLID SHAPED PANELS

## SOLID SHAPED PANELS


*Eastern White Cedar Shaped Panels are available in heights ranging from 3' to 8' high. Eastern's Shaped Panels are another way for you to individualize your landscape setting.*




**301 Scallop**




**303 Crown**




**304 Double Crown**



**202 Double Concave**



**204 Double Convex**




**203 Concave**




**206 Convex**


# SPACE PICKET




401




102




350




111




352




110



101




402




112


# STOCKADE



**C346** - Cedar Stockade



**CPS344** - Cedar Spaced Picket




**C346S** - Scalloped Stockade


# BOARD ON BOARD

## BOARD ON BOARD


Available in heights running from 3' to 8' high. Known as the traditional "good neighbor" fence due to it being the same on both sides. This is considered 'the' fence for semi privacy as the alternate board styling allows for air flow through the openings.




210




310



210 - with 215-1 Topper



210 - with 400-1 Topper



210 - with 800-1 Topper

# GATES



10



20



30



40



50

# TOPPERS

Eastern White Cedar Toppers are a terrific way to beautifully accent your fence. Our Toppers are available with our Tongue & Groove and Board on Board fence lines.



400H-1 Hearts



215-1 Diagonal



SQL18 Square Lattice



700-1 Classic Victorian



800-1 Criss Cross




400S-1 Shamrock




400-1 Diamond

# POST & RAIL

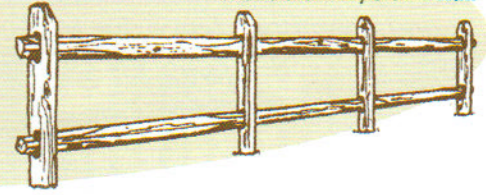
**Eastern White Cedar Post & Rail**  
Available as 2 or 3 Rail,  
Paddle or Dowelled Rails



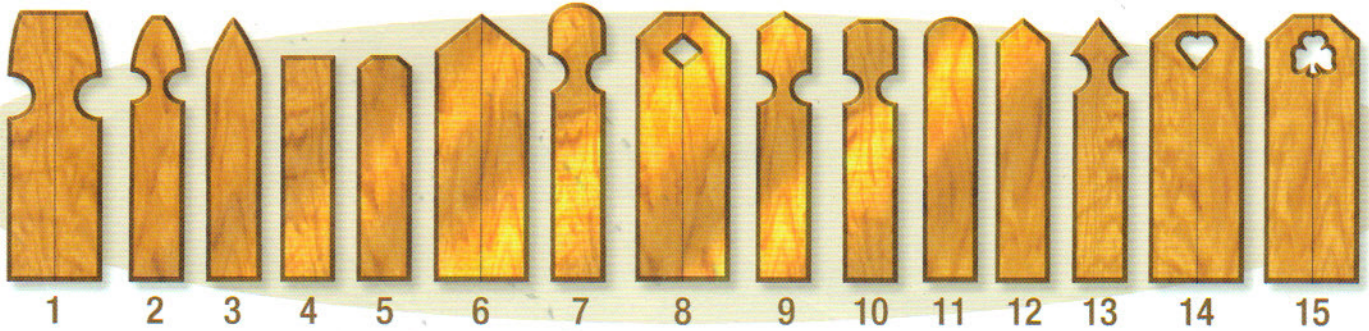
**Diamond Style Cedar**




**Locust Split Post & Hardwood Rail**  
Available in 2, 3 or 4 Rail



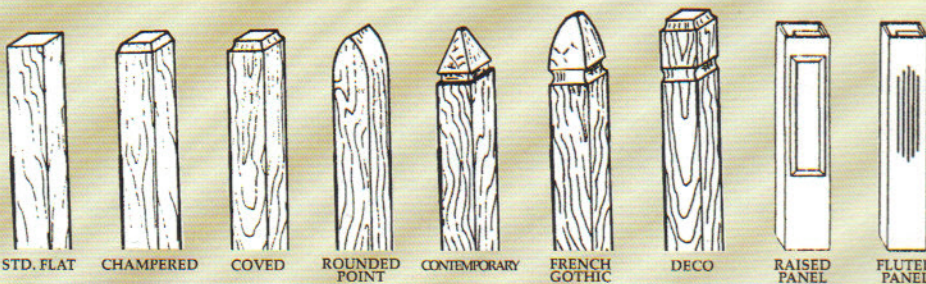
## BOARD STYLES



## FINIALS & POST CAPS



## POSTS & EDGING STYLES




Edging styles

ADD A GREAT CLASSIC TOUCH!

A B C D E

SUPPLIERS TO THE TRADE ONLY

Dealer:



Carefully created with an old world charm and hand crafted in the USA, Eastern White Cedar Brand Wood Fencing is the perfect landscape accent.

1-800-339-3362  
www.EasternWoodFence.com